

Annex 4 RTS SFDR / Template periodic disclosure for the financial products referred to in Article 8

Product name: DNCA Invest SUSTAINABLE CHINA EQUITY

Legal entity identifier: 213800G3M3BZKWWUH594

Sustainable investment means an investment in an economic activity that contributes to an environmental or social objective, provided that the investment does not significantly harm any environmental or social objective and that the investee companies follow good governance practices.

The **EU Taxonomy** is a classification system laid down in Regulation (EU) 2020/852, establishing a list of environmentally sustainable economic activities. That Regulation does not lay down a list of socially sustainable economic activities. Sustainable investments with an environmental objective might be aligned with the Taxonomy or not.

Environmental and/or social characteristics

Did this financial product have a sustainable investment objective?	
<input type="checkbox"/> Yes	<input checked="" type="checkbox"/> No
<input type="checkbox"/> It made sustainable investments with an environmental objective: ____% <ul style="list-style-type: none"> <input type="checkbox"/> in economic activities that qualify as environmentally sustainable under the EU Taxonomy <input type="checkbox"/> in economic activities that do not qualify as environmentally sustainable under the EU Taxonomy <input type="checkbox"/> It made sustainable investments with a social objective: ____%	<input checked="" type="checkbox"/> It promoted Environmental/Social (E/S) characteristics and while it did not have as its objective a sustainable investment, it had a proportion of 68,00% of sustainable investments <ul style="list-style-type: none"> <input type="checkbox"/> with an environmental objective in economic activities that qualify as environmentally sustainable under the EU Taxonomy <input checked="" type="checkbox"/> with an environmental objective in economic activities that do not qualify as environmentally sustainable under the EU Taxonomy for 28,84% <input checked="" type="checkbox"/> with a social objective for 39,16% <input type="checkbox"/> It promoted E/S characteristics but did not make any sustainable investments.



To what extent were the environmental and/or social characteristics promoted by this financial product met?

The characteristics promoted by the Sub-Fund were governance, environment, social and societal criteria.

The management of the Sub-Fund relied on the proprietary analysis tool on environment, social and governance: ABA (Above and Beyond Analysis).

As part of the promotion of such characteristics, the Sub-Fund principally considered the following ESG matters:

- Environment: GHG emissions, airborne pollution, waterborne pollution, water consumption, land use
- Social: Excessive CEO Compensation, gender inequality, health and safety issues, child labor
- Governance: Monitoring corruption and bribery, tax avoidance
- Global ESG quality rating

In this way, the investment process and resulting stock picking used internal scoring with respect to both corporate responsibility and sustainability of companies based on an extra-financial analysis through a proprietary tool developed internally by the Management Company, using the "best in

universe" method (screening of the investment universe based on the corporate responsibility criteria, regardless of the sectorial activity). The sub-fund excluded any issuer with an ABA score inferior to 2/10. There may have been a sector bias.

In addition, the sub-fund applied the exclusion policy of the asset management company.

The Sub-Fund did not use a benchmark for the purpose of attaining the ESG Characteristics promoted by the Sub-Fund.

Sustainability indicators measure how the environmental or social characteristics promoted by the financial product are attained.

• **How did the sustainability indicators perform?**

The sustainability indicators of the Sub-Fund were:

- The "Above and Beyond Analysis" ("ABA", the proprietary tool) Corporate Responsibility Score: the main sustainability indicator used by the Sub-Fund is the ABA scoring based on the Corporate Responsibility and divided into four pillars: shareholder responsibility, environmental responsibility, employer responsibility, societal responsibility.
- The Transition to a Sustainable Economy exposure: the asset manager completes this analysis by an assessment of companies' exposure to "Transition to a Sustainable Economy". This exposure is calculated among five pillars: demographic transition, healthcare transition, economic transition, lifestyle transition and ecologic transition.
- Exposure to UN Sustainable Development Goals: the Management Company assesses for each company the part of revenues linked to one of the 17 Sustainable Development Goals of the United Nations.
- Carbon data: carbon footprint (t CO2/m\$ invested) of the Sub-Fund's portfolio.
- Carbon intensity (t CO2/m\$ revenues) of the Sub-Funds' portfolio.
- The proportion of the Sub-Fund's portfolio in the "worst offenders" list of the Management Company; this list is consisted of the issuers most at risk from a social responsibility point of view. This list is established based on major controversies, after analysis by members of the SRI team, and after validation by the Sustainable Investment Monitoring Committee.

Performance of sustainability indicators as of 12/30/2022	
Sustainability indicators	Performance of the sustainability indicators
ABA Corporate Responsibility score	4,86/10
Transition to a Sustainable Economy exposure	46,10% of revenues
% Exposure to the SDGs	46,10% of revenues
Carbon footprint	Carbon footprint and carbon intensity data will be readily available via customer reporting, as this information will be included in all reports published on a monthly basis.
Carbon intensity	Carbon footprint and carbon intensity data will be readily available via customer reporting, as this information will be included in all reports published on a monthly basis.
% "worst offenders" list	0%

• **...and compared to previous periods?**

Not applicable

- **What were the objectives of the sustainable investments that the financial product partially made and how did the sustainable investment contribute to such objectives?**

The objectives of the sustainable investments of the Sub-Fund were the contributions of the investee companies to the United Nations Sustainable Development Goals (SDG).

These companies are required to comply with the following eligibility conditions which are based on a "pass-fail" approach:

- minimum 5% revenues exposed to SDGs, according to the internal sustainability framework based on Sustainable Transition Activities (demographic transition and/or healthcare transition and/or economic transition and/or lifestyle transition and/or ecologic transition).
- minimum rating of 2 out of 10 on Corporate Responsibility Rating (ABA) (taking into account controversies and PAI, Principal Adverse Impacts), integrating the Do Not Significantly Harm on any environmental or social objective (see below)
- minimum rating of 2 out of 10 on Governance (Corporate Governance Practices)

The minimum rate of 2 of 10 (Corporate Responsibility in the proprietary tool ABA) is in line with the objective to Do No Significant Harm to the social or environmental objectives.

- **How did the sustainable investments that the financial product partially made not cause significant harm to any environmental or social sustainable investment objective?**

Principal adverse impacts are the most significant negative impacts of investment decisions on sustainability factors relating to environmental, social and employee matters, respect for human rights, anti-corruption and anti-bribery matters.

The adverse impacts of the companies' activities on environment and social objectives were directly integrated into the ABA Corporate Responsibility Rating (which integrates the indicators for adverse impacts on sustainability factors in Table 1 of Annex 1 of the SFDR RTS and may lead to a downgrading of the ABA scoring under the minimum rating).

In this background, the Asset Manager implemented in accordance with its Exclusion Policy the following exclusions:

- thermal coal and unconventional oil and gas: the Asset Manager gradually excluded companies involved in thermal coal and unconventional oil and gas business
- controversy weapons: issuers were excluded from all the Asset Manager's portfolios
- non-compliance with UN Global Compact: issuers with severe breaches to the UN Global Compact principles were integrated in the Asset Manager's "Worst Offenders" list and excluded from all the portfolios.

On December 30th, 2022, no breaches have been identified and no companies involved in thermal coal and unconventional oil and gas business were included in the asset managers' portfolio.

- *How were the indicators for adverse impacts on sustainability factors taken into account?*

The integration of the 14 mandatory PAI plus 3 optional PAI aimed to build a Corporate Responsibility Rating out of 10. A minimum rating of 2 out of 10 is thus consistent to the DNSH approach (Do No Significant Harm to the social or environmental objectives) in addition to two binding PAI (PAI 10- Violation UNGC and PAI 14- Controversial weapons).

- *Were sustainable investments aligned with the OECD Guidelines for Multinational Enterprises and the UN Guiding Principles on Business and Human Rights? Details:*

Issuers that did not comply with the principles of the United Nations Global Compact were unfavorably rated for Corporate Responsibility in the ABA tool. Issuers with controversies or in severe breach to UN Global Compact Principles (example: human rights or fight against corruption) were excluded from the portfolio through the worst offenders list after internal analysis.

The "internal approach" as described below allowed the Asset Manager to define a list of issuers identified as being in breach of the OECD Guidelines for Multinational Enterprises and the UN Guiding Principles on Business and Human Rights and which have been qualified as having committed a "severe breach" by the Management Company's Ethics Committee. These issuers were therefore included in an exclusion list of the "worst offenders" and which are prohibited from investing.

To perform this analysis, the Management Company used an external data provider's database to:

- 1) Extract issuers with "norms based" alerts
- 2) Filter out irrelevant issuers
- 3) Qualitative analysis of the infringements by the Management Company's Ethics Committee
- 4) Include issuers identified as having committed a "severe breach" in the list of worst offenders

Hence, the sustainable investments were aligned with the OECD Guidelines for Multinational Enterprises and the UN Guiding Principles on Business and Human Rights.

The EU Taxonomy sets out a "do not significant harm" principle by which Taxonomy-aligned investments should not significantly harm EU Taxonomy objectives and is accompanied by specific EU criteria.

The "do not significant harm" principle applies only to those investments underlying the financial product that take into account the EU criteria for environmentally sustainable economic activities. The investments underlying the remaining portion of this financial product do not take into account the EU criteria for environmentally sustainable economic activities.

Any other sustainable investments must also not significantly harm any environmental or social objectives.



How did this financial product consider principal adverse impacts on sustainability factors?

The Sub-Fund took into account the principal adverse impacts on sustainability factors.

- The Principal Adverse Impact analysis was part of the Corporate Responsibility Rating
- The Asset Manager has implemented an Adverse Impact on Sustainability Policy, measuring the PAI. The Policy first intended to monitor the contributions to climate change (CO2 emissions, CO2 intensity, implied temperature) in the context of the "Climate Trajectory" objectives

Further information may be found in the annual report in respect of the Sub-Fund.



What were the top investments of this financial product?

The list includes the investments constituting the greatest proportion of investments of the financial product during the reference period (2022).

Top investments of the portfolio, as of December 30th, 2022:

Largest investments	Sector	% Assets under management	Country
Tencent Holdings Ltd	Technology	8,5%	China
Alibaba Group Holding Ltd	Retail	8,0%	China
Meituan	Technology	5,4%	China
China East Education Holdings Ltd	Consumer Products and Services	4,7%	China
Sungrow Power Supply Co Ltd	Energy	4,2%	China
China Tourism Group Duty Free Corp Ltd	Retail	3,9%	China
Shandong Weigao Group Medical Polymer Co Ltd	Health Care	3,2%	China
Li Ning Co Ltd	Consumer Products and Services	3,1%	China
JD.com Inc	Retail	3,1%	China
Sunny Optical Technology Group Co Ltd	Technology	3,0%	China

Largest investments	Sector	% Assets under management	Country
AIA Group Ltd	Insurance	2,5%	Hong Kong Special Administrative Region of China
Zhejiang Sanhua Intelligent Controls Co Ltd	Industrial Goods and Services	2,5%	China
Kingdee International Software Group Co Ltd	Technology	2,4%	China
Topsports International Holdings Ltd	Retail	2,4%	China
Shenzhou International Group Holdings Ltd	Consumer Products and Services	2,4%	China

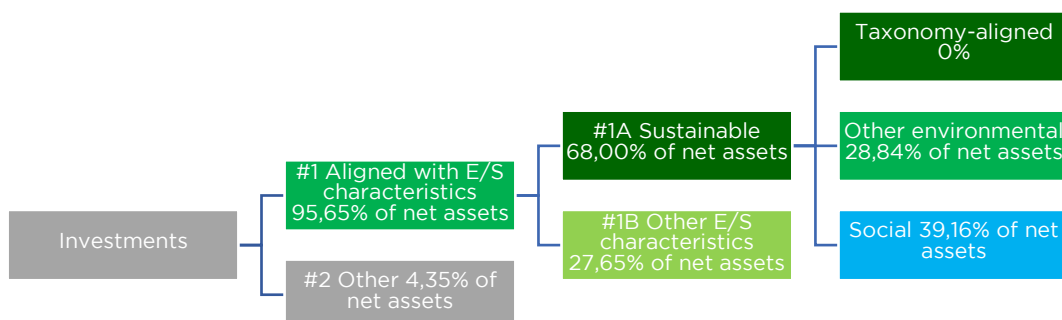
The above Sector classification can differ from the one used in the financial periodic report.



What was the proportion of sustainability-related investments?

As of December 30th, 2022, the Sub-Fund invested 95,65% minimum of its net assets in investments aligned with the environmental and social characteristics it promotes and 68,00% of those were directly invested in sustainable investments. The remaining portion of the Sub-Fund's net assets (#2 Other) consisted of financial derivative instruments, deposits at sight, money market funds, money market instruments and other deposits used for hedging and efficient portfolio management purposes and to manage the liquidity of the portfolio or to reduce any specific financial risk.

What was the asset allocation?



#1 Aligned with E/S characteristics includes the investments of the financial product used to attain the environmental or social characteristics promoted by the financial product.

#2 Other includes the remaining investments of the financial product which are neither aligned with the environmental or social characteristics, nor are qualified as sustainable investments.

The category **#1 Aligned with E/S characteristics** covers:

- The sub-category **#1A Sustainable** covers environmentally and socially sustainable investments.
- The sub-category **#1B Other E/S characteristics** covers investments aligned with the environmental or social characteristics that do not qualify as sustainable investments.

- **In which economic sectors were the investments made?**

The investments were made in the following economic sectors:

Sectors	% of assets
Automobiles and Parts	1,21%
Banks	1,01%
Construction and Materials	1,66%
Consumer Products and Services	15,80%
Energy	5,95%
Food, Beverage and Tobacco	4,00%
Health Care	11,06%
Industrial Goods and Services	9,14%
Insurance	2,53%
Personal Care, Drug and Grocery Stores	1,04%
Real Estate	1,45%
Retail	17,35%
Technology	22,95%
Telecommunications	0,50%

The above Sector classification can differ from the one used in the financial periodic report.



To what extent were the sustainable investments with an environmental objective aligned with the EU Taxonomy?

The data available as of today, issued from the companies, are not yet complete, exhaustive, and reliable. DNCA Finance will disclose the sustainable investments with an environmental objective aligned with the EU Taxonomy as soon as those data are available with the appropriate level of quality.

- **Did the financial product invest in fossil gas and/or nuclear energy related activities complying with the EU Taxonomy¹?**

- ☐ Yes
- ☐ In fossil gas
- ☐ In nuclear energy
- ☐ No

Not applicable

To comply with the EU Taxonomy, the criteria for **fossil gas** include limitations on emissions and switching to fully renewable power or low-carbon fuels by the end of 2035. For **nuclear energy**, the criteria include comprehensive safety and waste management rules.

Enabling activities directly enable other activities to make a substantial contribution to an environmental objective.

Transitional activities are activities for which low-carbon alternatives are not yet available and among others have greenhouse gas emission levels corresponding to the best performance.

¹ Fossil gas and/or nuclear related activities will only comply with the EU Taxonomy where they contribute to limiting climate change ("climate change mitigation") and do not significantly harm any EU Taxonomy objective – see explanatory note in the left-hand margin. The full criteria for fossil gas and nuclear energy economic activities that comply with the EU Taxonomy are laid down in Commission Delegated Regulation (EU) 2022/1214.



The graphs below show in green the percentage of investments that were aligned with the EU Taxonomy. As there is no appropriate methodology to determine the taxonomy-alignment of sovereign bonds*, the first graph shows the Taxonomy alignment in relation to all the investments of the financial product including sovereign bonds, while the second graph shows the Taxonomy alignment only in relation to the investments of the financial product other than sovereign bonds.

Taxonomy-aligned activities are expressed as a share of:

- **turnover** reflecting the share of revenue from green activities of investee companies.

- **capital expenditure (CapEx)** showing the green investments made by investee companies, e.g. for a transition to a green economy.

- **operational expenditure (OpEx)** reflecting green operational activities of investee companies.



For the purpose of these graphs, 'sovereign bonds' consist of all sovereign exposures.

- **What was the share of investments made in transitional and enabling activities?**

Not applicable

- **How did the percentage of investments that were aligned with the EU Taxonomy compare with previous reference periods?**

Not applicable

are sustainable investments with an environmental objective that do not take into account the criteria for environmentally sustainable economic activities under Regulation (EU) 2020/852.



What was the share of sustainable investments with an environmental objective not aligned with the EU Taxonomy?

The share of sustainable investments with an environmental objective not aligned with the EU Taxonomy was 28,84%.



What was the share of socially sustainable investments?

The share of socially sustainable investments was 39,16%.



What investments were included under "other", what was their purpose and were there any minimum environmental or social safeguards?

The investments included under "other" could consist of financial derivative instruments, deposits at sight, money market funds, money market instruments and other deposits used for hedging and efficient portfolio management purposes and to manage the liquidity of the portfolio or to reduce any specific financial risk.

These investments did not have specific environmental or social safeguards.



What actions have been taken to meet the environmental and/or social characteristics during the reference period?

In line with the fundamental approach of the management team, the investment process was based on the selection of the investment universe combining a financial (quantitative and micro-economic) and extra-financial (qualitative) approach with two steps:

- The selection of issuers pursuant to the financial approach, and
- The exclusion of issuers which have a high-risk profile in terms of corporate responsibility (rating below 2/10 in the ESG proprietary tool, ABA Scoring) or exposed to major controversies. This extra-financial filter excludes a minimum of 20% of issuers based on the extra-financial analysis described before.

The ABA scoring is the proprietary tool of analysis and Corporate Responsibility Rating Corporate responsibility used to anticipate companies' risks especially looking at the relationship with their stakeholders: employees, supply chains, clients, local communities, and shareholders..., regardless of the sector of activities.

The ABA analysis of corporate responsibility is broken down into four pillars:

- Shareholders responsibility (board of directors and general management, accounting practices and financial risks, etc.),
- Environmental responsibility (environmental footprint of the production chain and product life cycle or responsible supply, energy consumption and Principal adverse impacts are the most significant negative impacts of investment decisions on sustainability factors relating to environmental, social and employee matters, respect for human rights, anti- corruption and anti- bribery matters. The investment strategy guides investment decisions based on factors such as investment objectives and risk tolerance. water consumption, company CO2 emissions and management of waste, etc.)
- Responsibility towards workers ethics and working conditions of the production chain, treatment of employees – safety, well-being, diversity, employee representation, wages, quality of products or services sold, etc.) and,
- Societal responsibility (Product quality, safety and traceability, respect of local communities and human rights, etc.)

This in-depth analysis, combining qualitative and quantitative research, leads to a rating out of 10. Issuers with a rating under 2/10 are excluded from the investment universe.

Furthermore, the DNCA Finance Team is implementing an engagement policy with many companies, focusing especially on companies with an unfavourable or strongly diminishing Responsibility score, or with an accumulation of controversies, or with an unfavourable policy and actions regarding the climate change.

The engagement process, which aims to serve the ESG objectives of the product, is carried out in several steps:

1. Identify targets for proactive and reactive engagement among issuers in DNCA Finance's investments, following on from the alert system set up as part of sustainability risk and negative impact management
2. Implement an engagement plan for the identified engagement targets, monitor the engagement process and measure the results
3. Integrate the results of engagement actions into investment decisions

DNCA Finance's **proactive engagement** aims to encourage companies to develop better transparency and management of their ESG issues, through an ongoing dialogue. The **reactive engagement** process is an escalation process that relies on the alert mechanism in place for sustainability risk and negative impact management. The engagement actions can include requests for corrective actions and the possible decision to disinvest ("worst offenders"). DNCA Finance also participates in **collective initiatives** for coordinated and/or collaborative actions to promote best practices on systemic or transversal topics, concerning certain issuers, ESG issues likely to generate

sustainability risks and/or negative sustainability impacts, and compliance with the principles of the Task Force on Climate related Financial Disclosure (TCFD) and the Task Force on Nature related Financial Disclosure (TNFD).

The engagement report of DNCA can be accessed [here](#).

The ESG processes used within the framework of the fund's management strategy (ABA scoring, management of exclusions, management of sustainability risks, management of negative impacts, etc.) are included in the asset management company's internal control plan, and as such are subject to effective control of their application, both at the first level (operational) and at the second level (Internal Control and Compliance).



How did this financial product perform compared to the reference benchmark?

Not applicable

- ***How does the reference benchmark differ from a broad market index?***

Not applicable

- ***How did this financial product perform with regard to the sustainability indicators to determine the alignment of the reference benchmark with the environmental or social characteristics promoted?***

Not applicable

- ***How did this financial product perform compared with the reference benchmark?***

Not applicable

- ***How did this financial product perform compared with the broad market index?***

Not applicable