

Annex 4 RTS SFDR / Template periodic disclosure for the financial products referred to in Article 8

Product name: DNCA Invest Archer Mid-Cap Europe

Legal entity identifier: 213800NNDT1BK6KCNU68

Sustainable investment means an investment in an economic activity that contributes to an environmental or social objective, provided that the investment does not significantly harm any environmental or social objective and that the investee companies follow good governance practices.

The **EU Taxonomy** is a classification system laid down in Regulation (EU) 2020/852, establishing a list of environmentally **sustainable economic activities**. That Regulation does not lay down a list of socially sustainable economic activities. Sustainable investments with an environmental objective might be aligned with the Taxonomy or not.

Environmental and/or social characteristics

Did this financial product have a sustainable investment objective?	
<input type="checkbox"/> Yes	<input checked="" type="checkbox"/> No
<input type="checkbox"/> It made sustainable investments with an environmental objective: ____% <ul style="list-style-type: none"> <input type="checkbox"/> in economic activities that qualify as environmentally sustainable under the EU Taxonomy <input type="checkbox"/> in economic activities that do not qualify as environmentally sustainable under the EU Taxonomy <input type="checkbox"/> It made sustainable investments with a social objective: ____%	<input type="checkbox"/> It promoted Environmental/Social (E/S) characteristics and while it did not have as its objective a sustainable investment, it had a proportion of ____% of sustainable investments <ul style="list-style-type: none"> <input type="checkbox"/> with an environmental objective in economic activities that qualify as environmentally sustainable under the EU Taxonomy <input type="checkbox"/> with an environmental objective in economic activities that do not qualify as environmentally sustainable under the EU Taxonomy <input type="checkbox"/> with a social objective <input checked="" type="checkbox"/> It promoted E/S characteristics but did not make any sustainable investments.



To what extent were the environmental and/or social characteristics promoted by this financial product met?

The characteristics promoted by the Sub-Fund were governance, environment, social and societal criteria.

The management of the Sub-Fund relied on the proprietary analysis tool on environment, social and governance: ABA (Above and Beyond Analysis).

As part of the promotion of such characteristics, the Sub-Fund principally considered the following ESG matters:

- Environment: GHG emissions, air borne pollution, water borne pollution, water consumption, land use
- Social: Excessive CEO Compensation, gender inequality, health and safety issues, child labour
- Governance: Monitoring corruption and bribery, tax avoidance
- Global ESG quality rating

In this way, the investment process and resulting stock picking used internal scoring with respect to both corporate responsibility and sustainability of companies based on an extra-financial analysis through a proprietary tool developed internally by the asset management company, using the "best in universe" method (screening of the investment universe based on the corporate responsibility criteria, regardless of the sectorial activity). The sub-fund excluded any issuer with an ABA score inferior to 2/10. There may have been a sector bias.

In addition, the sub-fund has applied the asset management company's exclusion policy.

The Sub-Fund did not use a benchmark for the purpose of attaining the ESG Characteristics promoted by the Sub-Fund.

Sustainability indicators measure how the environmental or social characteristics promoted by the financial product are attained.

• **How did the sustainability indicators perform?**

The sustainability indicators of the Sub-Fund were:

- The "Above and Beyond Analysis" ("ABA", the proprietary tool) Corporate Responsibility Score: the main sustainability indicator used by the Sub-Fund is the ABA scoring based on the Corporate Responsibility and divided into four pillars: shareholder responsibility, environmental responsibility, employer responsibility, societal responsibility.
- The Transition to a Sustainable Economy exposure: the Management Company completes this analysis by an assessment of companies' exposure to "Transition to a Sustainable Economy". This exposure is calculated among five pillars: demographic transition, healthcare transition, economic transition, lifestyle transition and ecologic transition.
- Exposure to UN Sustainable Development Goals: the Management Company assesses for each company the part of revenues linked to one of the 17 Sustainable Development Goals of the United Nations.
- Carbon data: carbon footprint (t CO₂/m\$ invested) of the Sub-Fund's portfolio.
- Carbon intensity (t CO₂/m\$ revenues) of the Sub-Funds' portfolio.
- The proportion of the Sub-Fund's portfolio in the "worst offenders" list of the Management Company; this list is consisted of the issuers most at risk from a social responsibility point of view. This list is established based on major controversies, after analysis by members of the SRI team, and after validation by the Sustainable Investment Monitoring Committee.

Performance of sustainability indicators as of 12/30/2022	
Sustainability indicators	Performance of the sustainability indicators
ABA Corporate Responsibility score	4,78/10
Transition to a Sustainable Economy score	11,96% of revenues
% Exposure to the SDGs	11,96% of revenues
Carbon footprint	23,50
Carbon intensity	28,00
% in the "worst offenders" list	0%

• **...and compared to previous periods?**

Not Applicable

- **What were the objectives of the sustainable investments that the financial product partially made and how did the sustainable investment contribute to such objectives?**

Not Applicable

- **How did the sustainable investments that the financial product partially made not cause significant harm to any environmental or social sustainable investment objective?**

Not Applicable

Principal adverse impacts are the most significant negative impacts of investment decisions on sustainability factors relating to environmental, social and employee matters, respect for human rights, anti-corruption and anti-bribery matters.

- *How were the indicators for adverse impacts on sustainability factors taken into account?*

Not Applicable

- *Were sustainable investments aligned with the OECD Guidelines for Multinational Enterprises and the UN Guiding Principles on Business and Human Rights? Details:*

Not Applicable

The EU Taxonomy sets out a “do not significant harm” principle by which Taxonomy-aligned investments should not significantly harm EU Taxonomy objectives and is accompanied by specific EU criteria.

The “do no significant harm” principle applies only to those investments underlying the financial product that take into account the EU criteria for environmentally sustainable economic activities. The investments underlying the remaining portion of this financial product do not take into account the EU criteria for environmentally sustainable economic activities.



How did this financial product consider principal adverse impacts on sustainability factors?

The Sub-Fund took into account the principal adverse impacts on sustainability factors.

- The Principal Adverse Impact analysis was part of the Corporate Responsibility Rating
- The Management Company has implemented an Adverse Impact on Sustainability Policy, measuring the PAI. The Policy first intended to monitor the contributions to climate change (CO2 emissions, CO2 intensity, implied temperature) in the context of the "Climate Trajectory" objectives.

Further information may be found in the annual report in respect of the Sub-Fund.



What were the top investments of this financial product?

The list includes the investments constituting the greatest proportion of investments of the financial product during the reference period (2022).

Top investments of the portfolio, as of December 30th, 2022:

Largest investments	Sector	% Assets under management	Country
D'ieteren Group	Automobiles and Parts	5,3%	Belgium
ALD SA	Consumer Products and Services	4,7%	France
IPSOS	Media	4,5%	France
ASR Nederland NV	Insurance	3,9%	Netherlands
Fugro NV	Construction and Materials	3,6%	Netherlands
Gaztransport Et Technigaz SA	Energy	3,4%	France
Bollore SE	Industrial Goods and Services	2,9%	France
Next Fifteen Communications Group PLC	Media	2,7%	United Kingdom
QIAGEN NV	Health Care	2,7%	Netherlands
Tryg A/S	Insurance	2,7%	Denmark
Modern Times Group MTG AB	Media	2,6%	Sweden
Alten SA	Technology	2,6%	France
EXOR NV	Financial Services	2,4%	Netherlands
Sixt SE	Consumer Products and Services	2,4%	Germany
Irish Continental Group PLC	Industrial Goods and Services	2,0%	Ireland

The above sector classification can differ from the one used in the financial periodic report.

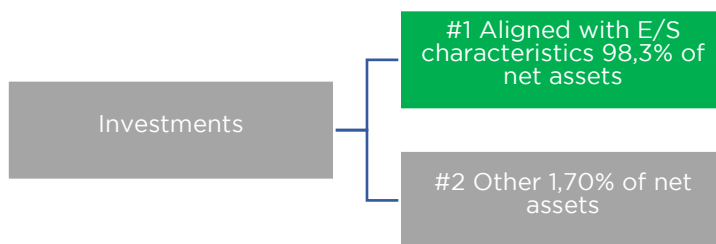


What was the proportion of sustainability-related investments?

Asset allocation
describes the share of
investments in specific
assets.

As of December 30th, 2022, the Sub-Fund invested 98,3% minimum of its net assets in investments aligned with the environmental and social characteristics it promotes. The remaining portion of the Sub-Fund's investment portfolio (#2 Other) consisted of financial derivative instruments for hedging and/or efficient portfolio management purposes as well as deposits at sight, money market funds, money market instruments and other deposits for liquidity purposes.

- **What was the asset allocation?**



#1 Aligned with E/S characteristics includes the investments of the financial product used to attain the environmental or social characteristics promoted by the financial product.

#2 Other includes the remaining investments of the financial product which are neither aligned with the environmental or social characteristics, nor are qualified as sustainable investments.

The category **#1 Aligned with E/S characteristics** covers:

- The sub-category **#1A Sustainable** covers environmentally and socially sustainable investments.
- The sub-category **#1B Other E/S characteristics** covers investments aligned with the environmental or social characteristics that do not qualify as sustainable investments.

- **In which economic sectors were the investments made?**

The investments were made in the following economic sectors:

Sectors	% of assets
Automobiles and Parts	5,25%
Banks	2,89%
Basic Resources	1,27%
Chemicals	1,01%
Construction and Materials	3,78%
Consumer Products and Services	12,03%
Energy	5,28%
Financial Services	6,43%
Food, Beverage and Tobacco	4,99%
Health Care	6,83%
Industrial Goods and Services	17,53%
Insurance	6,53%
Media	12,18%
Personal Care, Drug and Grocery Stores	1,35%
Retail	1,82%
Technology	6,85%
Travel and Leisure	2,27%

The above sector classification can differ from the one used in the financial periodic report.

To comply with the EU Taxonomy, the criteria for **fossil gas** include limitations on emissions and switching to fully renewable power or low-carbon fuels by the end of 2035. For **nuclear energy**, the criteria include comprehensive safety and waste management rules.

Enabling activities directly enable other activities to make a substantial contribution to an environmental objective.

Transitional activities are activities for which low-carbon alternatives are not yet available and among others have greenhouse gas emission levels corresponding to the best performance.

Taxonomy-aligned activities are expressed as a share of:

- **turnover** reflecting the share of revenue from green activities of investee companies.

- **capital expenditure** (CapEx) showing the green investments made by investee companies, e.g. for a transition to a green economy.

- **operational expenditure** (OpEx) reflecting green operational activities of investee companies.



To what extent were the sustainable investments with an environmental objective aligned with the EU Taxonomy?

Not Applicable

- **Did the financial product invest in fossil gas and/or nuclear energy related activities complying with the EU Taxonomy¹?**

☐ Yes

☐ In fossil gas


☐ In nuclear energy

☐ No


Not applicable

The graphs below show in green the percentage of investments that were aligned with the EU Taxonomy. As there is no appropriate methodology to determine the taxonomy-alignment of sovereign bonds*, the first graph shows the Taxonomy alignment in relation to all the investments of the financial product including sovereign bonds, while the second graph shows the Taxonomy alignment only in relation to the investments of the financial product other than sovereign bonds.

1. Taxonomy-alignment of investments including sovereign bonds*



2. Taxonomy-alignment of investments excluding sovereign bonds*



*For the purpose of these graphs, 'sovereign bonds' consist of all sovereign exposures.

¹ Fossil gas and/or nuclear related activities will only comply with the EU Taxonomy where they contribute to limiting climate change ("climate change mitigation") and do not significantly harm any EU Taxonomy objective – see explanatory note in the left-hand margin. The full criteria for fossil gas and nuclear energy economic activities that comply with the EU Taxonomy are laid down in Commission Delegated Regulation (EU) 2022/1214.

- **What was the share of investments made in transitional and enabling activities?**

Not Applicable

- **How did the percentage of investments that were aligned with the EU Taxonomy compare with previous reference periods?**

Not Applicable



are sustainable investments with an environmental objective that do not take into account the criteria for environmentally sustainable economic activities under Regulation (EU) 2020/852.



What was the share of sustainable investments with an environmental objective not aligned with the EU Taxonomy?

Not Applicable



What was the share of socially sustainable investments?

Not Applicable



What investments were included under “other”, what was their purpose and were there any minimum environmental or social safeguards?

The investments included under “other” could consist of financial derivative instruments for hedging and/or efficient portfolio management purposes as well as deposits at sight, money market funds, money market instruments and other deposits for liquidity purposes.

These investments did not have specific environmental or social safeguards.



What actions have been taken to meet the environmental and/or social characteristics during the reference period?

In line with the fundamental approach of the management team, the investment process was based on the following three stages:

- Selection of the investment universe combining a financial (quantitative and micro-economic) and extra-financial (qualitative) approach with two successive steps:
 - o The selection of issuers pursuant to the financial approach described above,
 - o The exclusion of issuers which have a high-risk profile in terms of corporate responsibility (rating below 2/10 in the ESG proprietary tool) or exposed to major controversies. This extra-financial filter excludes a minimum of 20% of issuers based on the extra-financial analysis describes before
- Structuration of the portfolio with a macroeconomic approach.
- Build the portfolio taking into consideration the regulatory constraints and the investment process in order to establish the final selection

The ABA scoring: proprietary tool of analysis and Corporate Responsibility Rating Corporate responsibility is a useful information's pool used to anticipate companies' risks especially looking at the interplay with their stakeholders: employees, supply chains, clients, local communities, and shareholders..., regardless of the sector of activities.

The ABA analysis of corporate responsibility is broken down into four pillars:

- Shareholders responsibility (board of directors and general management, accounting practices and financial risks, etc.),
- Environmental responsibility (environmental footprint of the production chain and product life cycle or responsible supply, energy consumption and water consumption, company CO2 emissions and management of waste, etc.),

- Responsibility towards workers ethics and working conditions of the production chain, treatment of employees – safety, well-being, diversity, employee representation, wages, quality of products or services sold, etc.) and,
- Societal responsibility (Product quality, safety and traceability, respect of local communities and human rights, etc.

This in-depth analysis, combining qualitative and quantitative research, leads to a rating out of 10.

Furthermore, the DNCA Finance Team is implementing an engagement policy with many companies, focusing especially on companies with an unfavourable or strongly diminishing Responsibility score, or with an accumulation of controversies, or with an unfavourable policy and actions regarding the climate change.

The engagement process, which aims to serve the ESG objectives of the product, is carried out in several steps:

1. Identify targets for proactive and reactive engagement among issuers in DNCA Finance's investments, following on from the alert system set up as part of sustainability risk and negative impact management
2. Implement an engagement plan for the identified engagement targets, monitor the engagement process and measure the results
3. Integrate the results of engagement actions into investment decisions

DNCA Finance's **proactive engagement** aims to encourage companies to develop better transparency and management of their ESG issues, through an ongoing dialogue. The **reactive engagement** process is an escalation process that relies on the alert mechanism in place for sustainability risk and negative impact management. The engagement actions can include requests for corrective actions and the possible decision to disinvest ("worst offenders"). DNCA Finance also participates in **collective initiatives** for coordinated and/or collaborative actions to promote best practices on systemic or transversal topics, concerning certain issuers, ESG issues likely to generate sustainability risks and/or negative sustainability impacts, and compliance with the principles of the Task Force on Climate related Financial Disclosure (TCFD) and the Task Force on Nature related Financial Disclosure (TNFD).

The engagement report of DNCA can be accessed [here](#).

The ESG processes used within the framework of the fund's management strategy (ABA scoring, management of exclusions, management of sustainability risks, management of negative impacts, etc.) are included in the asset management company's internal control plan, and as such are subject to effective control of their application, both at the first level (operational) and at the second level (Internal Control and Compliance).



How did this financial product perform compared to the reference benchmark?

Not applicable

- **How does the reference benchmark differ from a broad market index?**

Not applicable

- **How did this financial product perform with regard to the sustainability indicators to determine the alignment of the reference benchmark with the environmental or social characteristics promoted?**

Not applicable

- **How did this financial product perform compared with the reference benchmark?**

Not applicable

- **How did this financial product perform compared with the broad market index?**

Not applicable